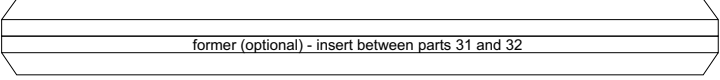
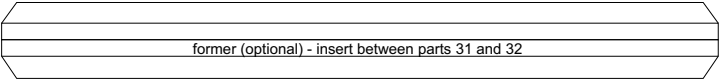
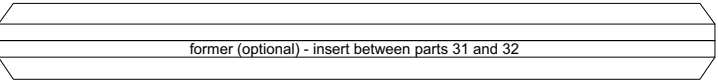
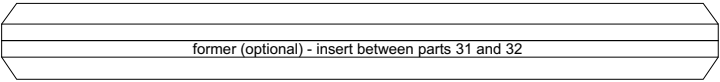










passenger's  
bench 4



Treads (optional; glue to 1mm cardboard and attach to parts 60 & 61)





59



NOTE:  
Parts 63 are not needed.

2x



58

